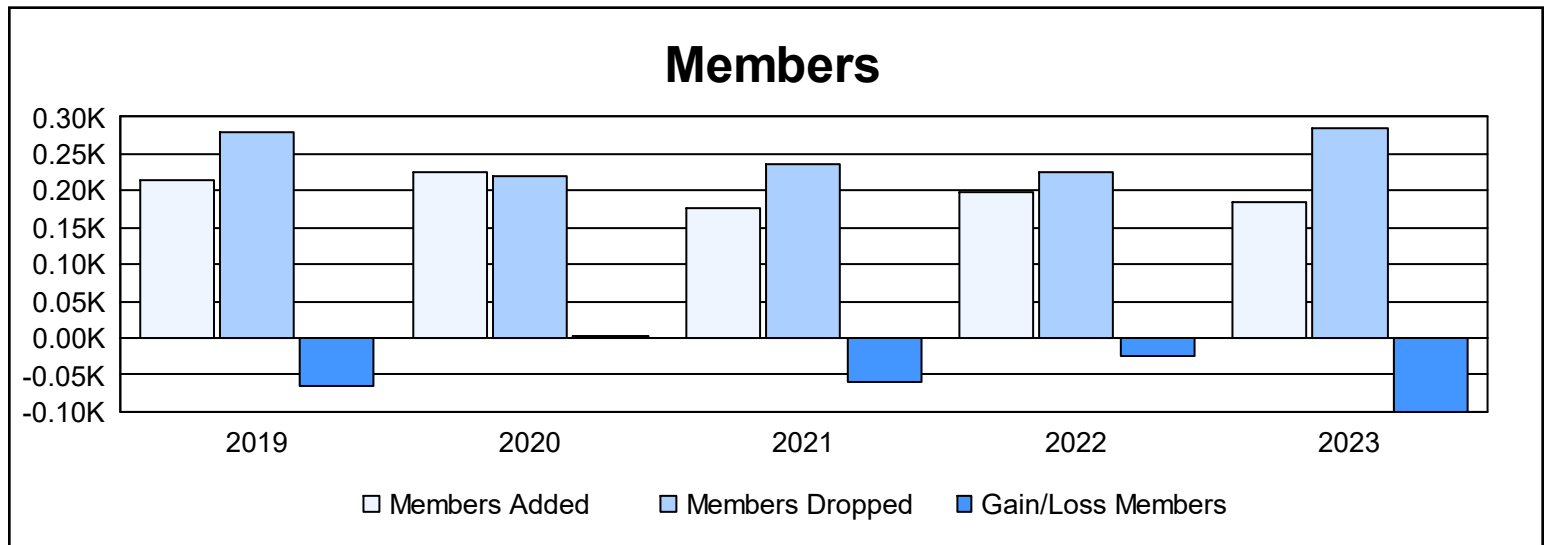
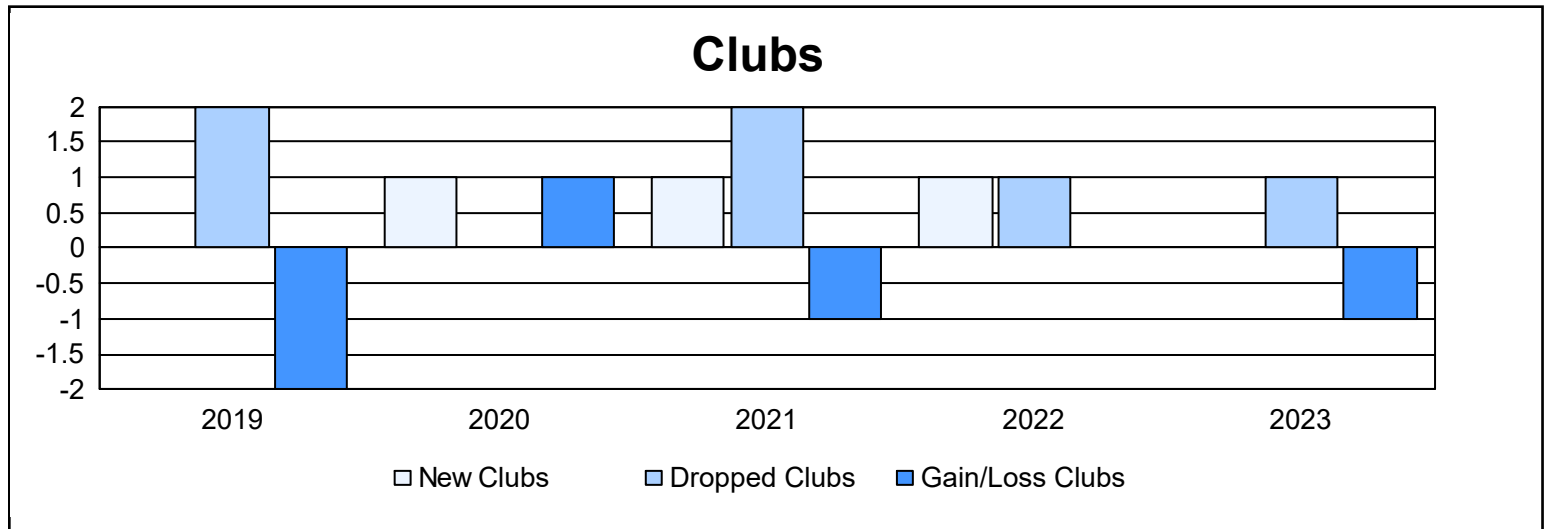
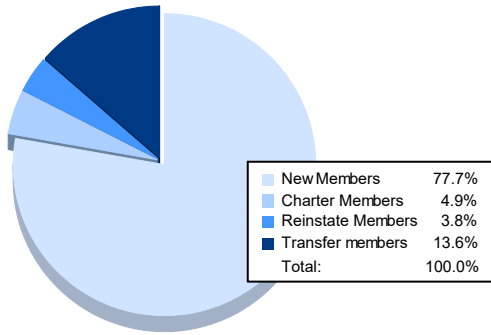


Year	New Clubs	Dropped Clubs	Gain/ Loss Clubs	New Members	Charter Members	Reinstate Members	Transfer Members	Total Member Added	Total Members Dropped	Gain/ Loss Members
2018-2019	0	2	-2	175	0	6	33	214	280	-66
2019-2020	1	0	1	176	27	8	14	225	221	4
2020-2021	1	2	-1	101	33	5	37	176	237	-61
2021-2022	1	1	0	153	27	3	16	199	224	-25
2022-2023	0	1	-1	143	9	7	25	184	284	-100
<b>Average</b>	<b>1</b>	<b>1</b>	<b>-1</b>	<b>150</b>	<b>19</b>	<b>6</b>	<b>25</b>	<b>200</b>	<b>249</b>	<b>-50</b>



### Membership Composition June 2023 Cumulative



### Gender Composition June 2023 Cumulative

